

Welcome to Chalet Beaumont!

A few notes to help you enjoy your stay at our chalet:

INTERNET

We have our own fast broadband internet:



SSID: Chalet Beaumont
Password: Beaumont5



ENTRANCE HALL - There is a heater under the boot-rack to help dry out ski boots and jackets, just plug it in. Please don't try and alter any of the settings in the electricity box. The clunking that you hear from time to time is the underfloor heating which is thermostatically controlled. If you have any problems and you think something needs altering, please ask at the reception. Please please please do not go downstairs in ski boots or walking boots as it damages the stairs - thanks!

LIGHTING - We have tried to put signs on the switches to make it easier to work out which light is which. Reception has spare bulbs.

BATHROOM - There is plenty of hot water (although not unlimited). Please make sure the shower curtain goes inside the bath or you will have a flood. We would really appreciate it if you could leave the bathroom door open when not in use as it stops the build-up of any mold on the ceiling. In the ensuite shower room the plug in the basin is a pop-up, just press with your finger. For the shower controls, the top one is on/off and the bottom one is the thermostat, the default is set to 38°.

TOILETS - Toilet paper and tampons are ok down the toilet, but plastic and cardboard wrappers and containers are not - a bin is provided (empty this before you leave please).

The extractor fan switch is in the kitchen - don't forget to turn it off after a while as it makes a lot of noise - and it's really not needed when you're not in!

WASHINE MACHINE



Pretty easy - I only tend to use two settings:

Rapide - 30° - 15 mins - small amount - one tablet

Quotidien - 60° - 60 mins - normal amount - two tablets

NB: Please put tablets CRUSHED directly into the drum in the middle of your washing and NOT in the drawer as it works better.

Door takes 2 mins to open at the end. There is a steam iron that takes tap water and an ironing board.

KITCHEN



Please remember that you are asked to leave the kitchen and the fireplace clean at the end of your stay, otherwise the cleaners will charge an extra €50 which will be deducted from your deposit.





DISHWASHER

Just put a tablet in and turn dial to the 30 minutes setting and press the "go triangle" button. It helps if you briefly rinse the very dirty dishes as there is no one to clean out the filter basket.

INDUCTION HOB - All plates are induction.

- Switch the power on by pressing and holding the power button symbol \ominus and each hob will show a **O**.
- Use \wedge symbols to adjust the heat required (9 max, 5 simmer)
- If you press **Power** for the individual plate it will turn it to max **P**ower.
- If you take the pot off the plate it will say **F** for Failure (as in - "I can't cook anything if there's no pan")

OVEN - A sheet of tinfoil at the bottom helps avoid the big cleanup (in bottom drawer)

*  Defrost *  Fan oven *  Fanned grill *  Grill
*

BREAKAGES - Don't worry if you break a glass or two - these come from Sherpa in the village or Super-U in Bourg StMaurice; please replace them if you can. More serious breakages please inform the reception as soon as possible so that they can sort it out for the next guests.

Bread - 6 styles of bread, croissants and pains au chocolat can be delivered to your chalet door every morning by PVR. Bread prices range from 1.25 - 3.00 €. Delivery is free. This is well worth it!

Outside Catering - We can recommend [Chloe's Cuisine](#): Tel: 00 33 614 43 18 43

Local Restaurants - Top tip - If you are hoping to eat at a particular restaurant we would advise you to reserve before you arrive if your stay falls during the busy holiday weeks. If you want a chicken from the deli rotisserie you order it the day before.

Sherpa Supermarket - is open every day from 8.30 - 12.30 and from 15.00 - 19.30

RUBBISH and RECYCLING - There are large rubbish "bins" on the right at the top of the slope. It's very easy to take a little with you each time you pass; please separate glass, plastic and general rubbish as indicated. There is a small wooden hut for big boxes a little further on.



FIREPLACE - Logs can be bought from the reception. It is lovely to have a gentle fire going in the evenings, but be careful as it is very effective and you will end up roasting if you make a large fire! The air vent only needs to be open to about 1cm. Please remember to clean the fire out at the end of your stay.

WALL CONVECTION HEATERS - You can turn these on **M** (marche) and off **A** (arrêt) as needed. Setting 5 is about right for comfort. Be careful that the chair in the lounge stays away from the wall heater if you need to put that on one. It is unsafe to put gloves etc directly on the heaters please use the drying racks above for this. There is a large drying rack (under the stairs) if you have a lot of wet clothing. It is advisable keep the heaters lower (2/3 or even off) in the bedrooms at night or the rooms become too warm for a good night's sleep. Do not allow the beds to touch the heaters.

TV - See separate sheet. There is also one in the drawer in the coffee table.

PETS - Well behaved pets are welcome at Chalet Beaumont, but this means no animals on the furniture; please clean the carpets of all fur etc. before leaving. During the winter season, you may prefer to roll up the carpet. We have a Dyson Animal and the small attachment is brilliant on carpets. There are two vets in Bourg Saint Maurice and one in Aime - best to look them up on Google maps to get the directions.

- **Clinique Vétérinaire du Docteur Eisenzimmer (Marc)** 440 Avenue Maréchal Leclerc, 73700 Bourg-Saint-Maurice, France
- **Cabinet Vétérinaire Todesco (Robert)** 215 Avenue Maréchal Leclerc, 73700 Bourg-Saint-Maurice, France - 00 33 479 071777 / 00 33 660 581777 (Long wait, but cheaper ... take a book!)
- **Tillon (Joëlle)** Route des Îles, 73210 Aime (2nd Aime exit, turn left following sign « Zone d'Activités) -
Web: veterinaires-aime.fr +33 4 79 55 62 79

SAFETY - Please be aware that you use our chalet entirely at your own risk; we are not responsible for any loss or damage to personal property, or for any injury sustained during your stay. Please supervise children and 'happy adults' down the stairs. Make sure that the beds and furniture do not rest against the wall heaters.

SMOKING - Please do not smoke inside the chalet.



FIRE EXTINGUISHERS - There is an extinguisher in the entrance hall. It is a general purpose powder type and I am assured they make a terrible mess when used, so please please only use in dire emergency or you will have to pay for the clean-up from your deposit!

RENTAL PERIOD - This is normally from Sunday 5pm to Sunday 10am, but other changeovers may be possible depending on bookings, please enquire. Please remember to ring the reception in advance of your arrival and perhaps you will find that the chalet will be available earlier, especially as our changeover day is a Sunday.

BEDDING - The sheets and pillowcases + towels are included in the cost of the chalet in winter - at the end of your stay we ask you to strip the beds if you have time (leaving the white mattress covers and white pillowcase protectors on) and place the bedding in the entrance hall.

CONTACTS:

- Pippa/Rachel Alpine Essence Email: [Réception](#) - Phone: +33 (0)6 26 32 32 61 or +33 (0)7 50 66 52 81
- Chalet Manager - Hana in case of **emergency** only please: +33 (0) 7 67 96 80 63
- Chalet Owners... Richard mobile: +44 7764 308327 Jill mobile: +44 7779 264566
Home phone (evenings & some weekends)+44 1335 324330

In an Emergency in France you dial 112

Ambulance (SAMU) mobile 15 fixed line 115

Fire/Accident (Pompiers) mobile 18 fixed line 118

Police mobile 17 fixed line 117

Doctor +33 (0)4 79 07 92 12

Dentist +33 (0)4 79 07 03 62

SOS Help (English Speaking Crisis Line - 3-11pm) +33 146 21 46 46